



AMK(G)

Dual discharge industrial air coolers FeZn

General information & application

Fincoil AMK air coolers are designed for cooling of cold and subzero storages where a low profile dual discharge cooler design is required. AMK air coolers are also suitable for cooling of industrial working areas. Air coolers AMK have been designed for pumped system ammonia, but are also suitable for all other refrigerants that do not corrode steel. Air coolers AMKG have been designed for liquid circulation.

Refrigerants	Ammonia R-717, all H(C)FC, CO ₂ , brine (G)
Capacities (SC2)	1.6 up to 106 kW
Air volume	2,160 up to 48,600 m ³ /h.

Standard configuration

- Finned coil hot dip galvanised steel A1
 - Steel tubes ø 20 mm
 - Tube pitch 57.74 x 50 mm staggered
 - Fin spacings 4.5, 6, 8, 10, 12 or 15 mm.
- 1-4 Fans with low sound pressure level and four fan speed alternatives. Standard blow-through execution. Fan diameters Ø 450, 500 and 630 mm. Standard power supply 400/50/3. Motors are equipped with bimetallic thermal contacts in the windings, connected to separate terminals in the box. Protection class IP54.
- Fan sizes Ø 450 & 500 available with four fan speed alternatives (700/900/1150/1400 rpm), fans Ø 630 with two fan speeds (900/1400 rpm).
- Casing material is hot dip galvanised steel.
- Fully insulated double driptrays. Easy to open and remove.
- Optimised circuiting design. Standard circuiting AMK is for R-717 pumped circulation.



AMK

- Stickers indicate refrigerant in/out.
- A manual including installation and service instructions is shipped with each unit

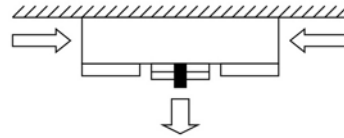
Design pressure

Design pressure 24 barg, higher design pressures on request. Each heat exchanger is leak tested with dry air. Design pressure for brine coolers is 16 barg.

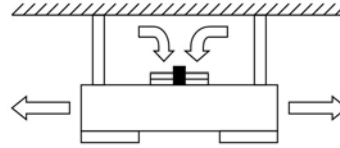
Options

- Defrost systems
 - Electric defrost in coil and tray (SS)
 - Electric defrost in coil and tray for cold rooms approx. 0°C (SS0)
 - Electric defrost in tray only (SSA)
 - Hot gas defrost in coil and tray (KK)
 - Intensified hot gas defrost (KK+)
- Stainless steel casing (RSt)
- Casing from PVC laminated hot dip galvanized sheet steel, colour white RAL 9010 (PVC)
- Enclosed end covers (PP)
- Safety switches mounted besides fans (Q)
- Adjustable air deflectors (K)
- Alternative power supply (230/50/3, 440/60/3)
- Fans wired to the junction box at the cooler end (W)
- Direct expansion refrigerant system (Dx)

- Alternative air direction: air suction through the coil block (A)



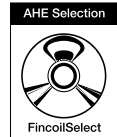
- Top mounted blow-through fans (Y)
mounting min. 300 mm from the ceiling



Air cooler selection & dimensions

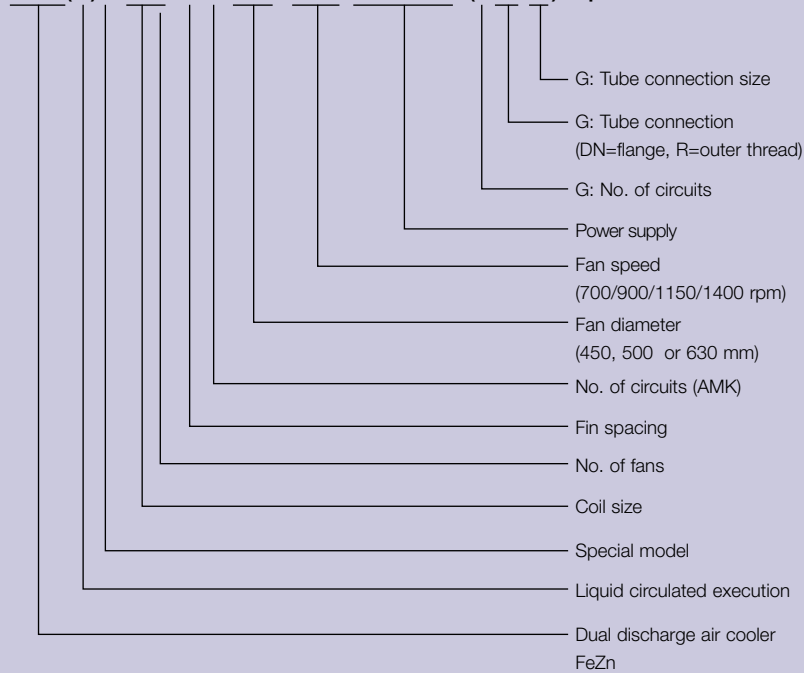
Air cooler selection is to be performed with "FincoilSelect" Air Heat Exchanger selection software. Selection output includes all relevant technical data and dimensional drawings.

Please contact our sales organisation for full technical documentation.



Code description

AMK(G)E-432-8-2-450-1400-3/400/50-(6DN20)-Options



Benefits

- Low air velocities for use in processing rooms.
- Heavy duty coil & casing materials, resulting in a long operational product life.
- Reliable performance.
- Easy-install.
- Energy efficient. Low total cost of ownership.
- Standard fully insulated, easily cleanable driptray.
- Advanced product selection software available.
- One full year product guarantee.

How to contact Alfa Laval

Up-to-date Alfa Laval contact details for all countries are always available on our website at www.alfalaval.com

